



GRIDWORKS

Logic Puzzle 155

POSITIVE CLUES



1

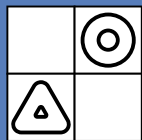


2




3

NEGATIVE CLUES



4



5



6


GRIDWORKS

Logic Puzzle 156

POSITIVE CLUES



1



2



3


NEGATIVE CLUE




4

GRIDWORKS

Solutions



155



156