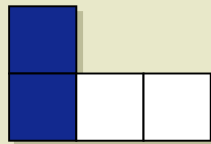



GRIDWORKS

Logic Puzzle 159

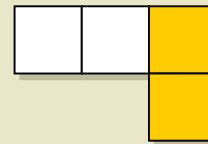
POSITIVE CLUES




1



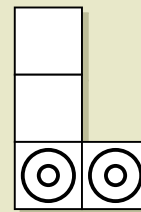
2



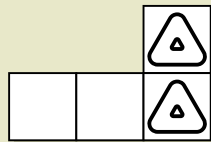
3



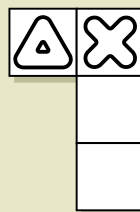
4



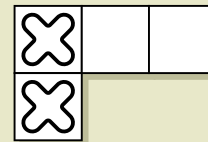
5



6



7



8

GRIDWORKS


Logic Puzzle 160

POSITIVE CLUE




1

NEGATIVE CLUES



2




3



4




5




6

GRIDWORKS

Solutions



159



160