



GRIDWORKS

Logic Puzzle 161


POSITIVE CLUES



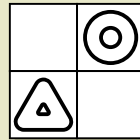
1



2



3

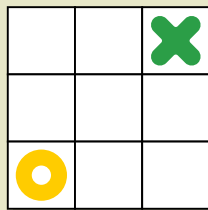


4

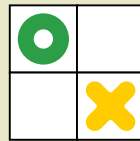
GRIDWORKS

Logic Puzzle 162

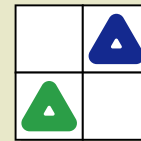
POSITIVE CLUES



1

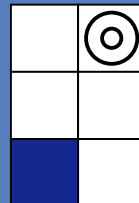


2



3


NEGATIVE CLUE




4

GRIDWORKS

Solutions



161



162