

GRIDWORKS

Logic Puzzle 165

POSITIVE CLUES



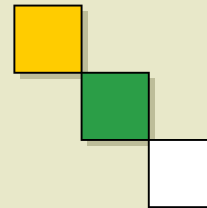
1



2

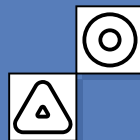


3



4

NEGATIVE CLUE



5

GRIDWORKS

Logic Puzzle 166

POSITIVE CLUES

1

2


3

NEGATIVE CLUE


4

GRIDWORKS

Solutions



165



166