


GRIDWORKS

Logic Puzzle 167


POSITIVE CLUES



1




2

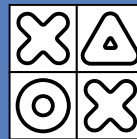


3

NEGATIVE CLUES



4

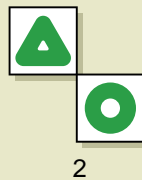
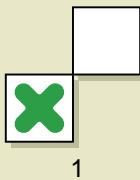


5

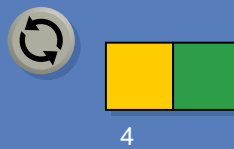
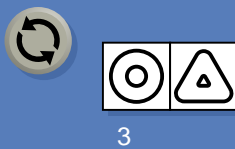
GRIDWORKS

Logic Puzzle 168

POSITIVE CLUES




NEGATIVE CLUES




GRIDWORKS

Solutions



167



168