

GRIDWORKS

Logic Puzzle 185

POSITIVE CLUES



1



2



3



4



5

NEGATIVE CLUES



6



7

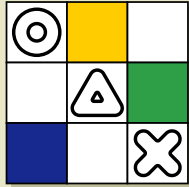


8


GRIDWORKS

Logic Puzzle 186

POSITIVE CLUES




1

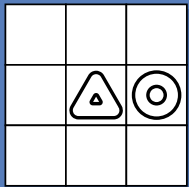


2

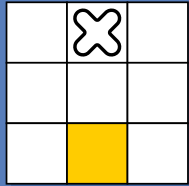
NEGATIVE CLUES



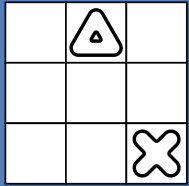
3



4




5




6

GRIDWORKS

Solutions



185



186