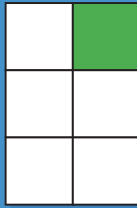


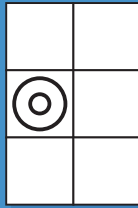
GRIDWORKS

Logic Puzzle 219

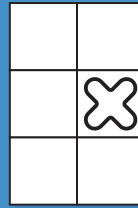
NEGATIVE CLUES



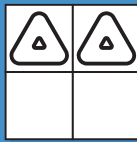
1



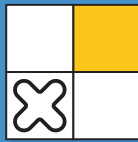
2



3



4



5



6



7



8

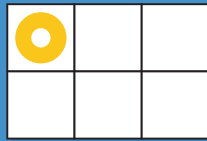


9

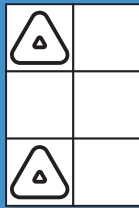
GRIDWORKS

Logic Puzzle 220

NEGATIVE CLUES



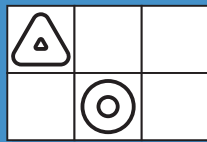
1



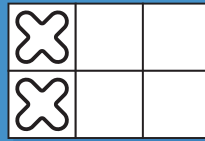
2



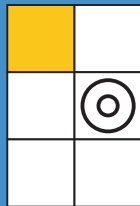
3



4



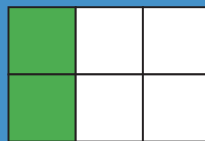
5



6




7




8

GRIDWORKS

Solutions



219



220