


SPECIAL PUZZLE PACK FROM Puzzles.COM

Puzzle Holidays

The Zero Puzzle



The Object

First try to assemble the shapes shown at the bottom of the illustration above and the digit of Zero in the center, using all the eight pieces for each of them. Then try to form new shapes on your own.


Last Update
December 18, 2006

Puzzle concept: Copyright © 2006 Peter and Serhiy Grabarchuk. All Rights Reserved.
Copyright © 2006 ThinkFun Inc. All Rights Reserved. writeus@puzzles.com
Permission is granted for personal use only. This puzzle may not be duplicated for personal profit.

Puzzle Holidays



The Zero Puzzle



Solution

The solutions to the eight shapes are shown in the illustration.

2

Last Update
December 18, 2006


Puzzle concept: Copyright © 2006 Peter and Serhiy Grabarchuk. All Rights Reserved.
Copyright © 2006 ThinkFun Inc. All Rights Reserved. writeus@puzzles.com
Permission is granted for personal use only. This puzzle may not be duplicated for personal profit.

SPECIAL PUZZLE PACK FROM **Puzzles.COM**

Puzzle Holidays



The Zero Puzzle



Pieces

To produce the pieces first print them and then cut them out.

3

Last Update
December 18, 2006

Puzzle concept: Copyright © 2006 Peter and Serhiy Grabarchuk. All Rights Reserved.
Copyright © 2006 ThinkFun Inc. All Rights Reserved. writeus@puzzles.com
Permission is granted for personal use only. This puzzle may not be duplicated for personal profit.