




SPECIAL SUMMER REMIX EDITION FROM Puzzles.COM

Puzzle Vacations

4D Numerical Puzzle



The Object

Place all the four brown rectangle pieces within the hollow rectangle so that the respective sides of the rectangles create the outline of the digit Four exactly as it is shown at the right upper corner in the illustration. In the final composition none part of a brown rectangle piece must be outside the hollow rectangle. The outline of the final digit must be within the outline of the hollow rectangle, though it could be located at any position there.

Note, that you are not allowed to exchange the layers of the rectangles. In other words the bigger rectangle can not be over the smaller one - only just as shown in the pile in the illustration above.



Last Update
August 2, 2004

Puzzle concept: Copyright © 2004 Peter Grabarchuk. All Rights Reserved.
Copyright © 2004 ThinkFun Inc. All Rights Reserved. webmaster@ThinkFun.com
Permission is granted for personal use only. This puzzle may not be duplicated for personal profit.

SPECIAL SUMMER REMIX EDITION FROM **Puzzles.COM**

Puzzle Vacations

4D Numerical Puzzle



Solution

The solution is shown in the illustration.

2


Last Update
August 2, 2004

Puzzle concept: Copyright © 2004 Peter Grabarchuk. All Rights Reserved.
Copyright © 2004 ThinkFun Inc. All Rights Reserved. webmaster@ThinkFun.com
Permission is granted for personal use only. This puzzle may not be duplicated for personal profit.

SPECIAL SUMMER REMIX EDITION FROM Puzzles.COM

Puzzle Vacations

4D Numerical Puzzle



Pieces

To produce the pieces first print them and then cut them out.

3

Last Update
August 2, 2004

Puzzle concept: Copyright © 2004 Peter Grabarchuk. All Rights Reserved.
Copyright © 2004 ThinkFun Inc. All Rights Reserved. webmaster@ThinkFun.com
Permission is granted for personal use only. This puzzle may not be duplicated for personal profit.