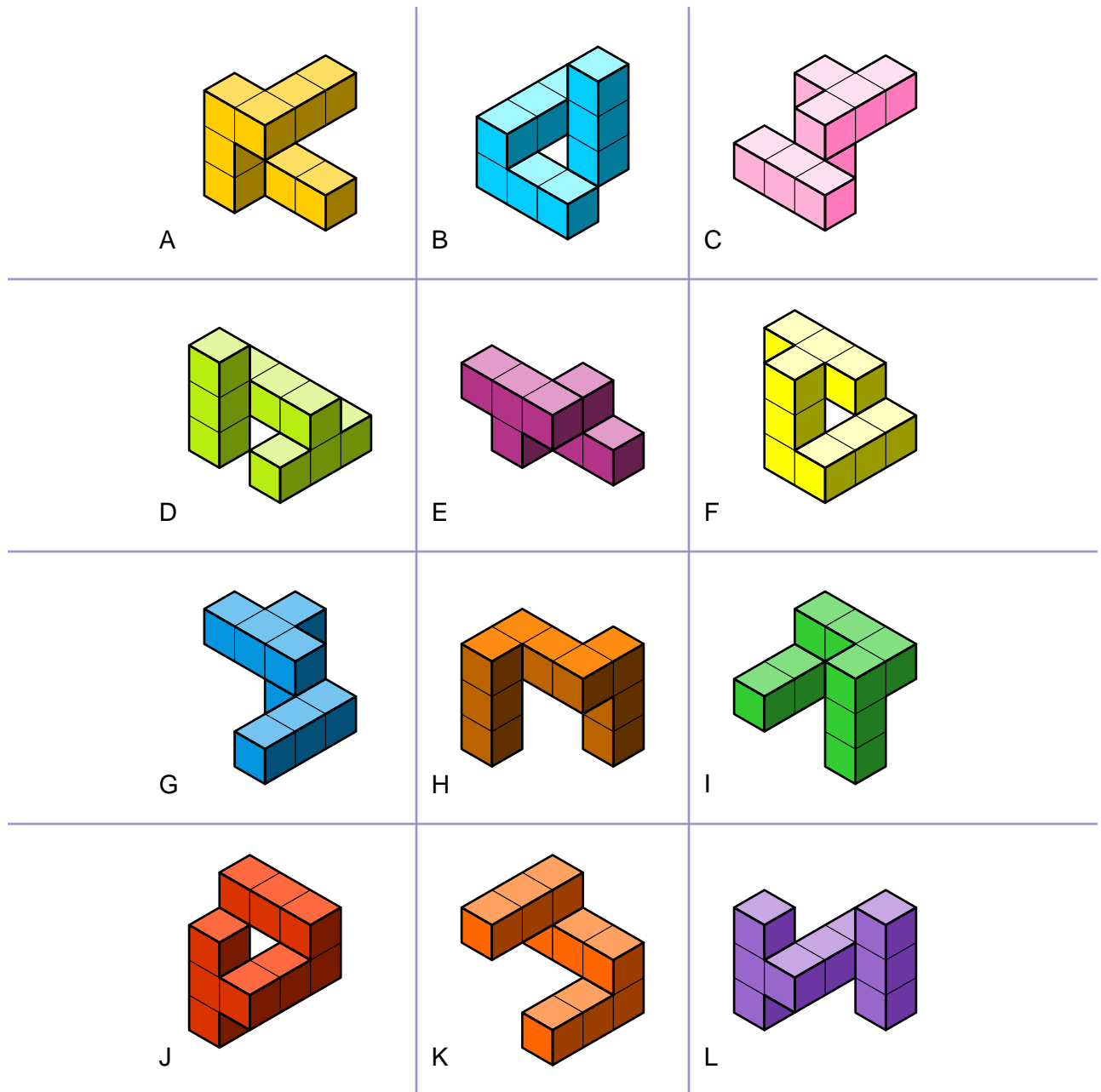


# Block Twins

by Serhiy and Peter Grabarchuk

Puzzles.COM

Home / Puzzle Playground / Puzzles / Visual /



There are six pairs of identical shapes in this diagram. Can you find each of them? A shape from one pair doesn't appear in another.


More from the authors at [GrabarchukPuzzles.com](http://GrabarchukPuzzles.com)

Posted: August 2, 2009

Page 1 of 2

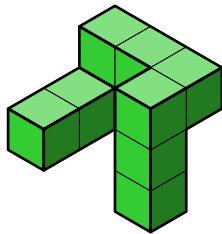
Puzzle concept: Copyright © 2009 Serhiy and Peter Grabarchuk.  
Web page: Copyright © 2009 ThinkFun Inc. All Rights Reserved.  
*Permission is granted for personal use only.  
This puzzle may not be duplicated for personal profit.*






A

=

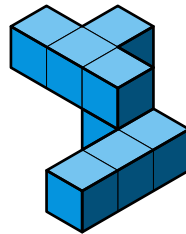


I

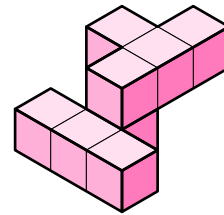


B

=

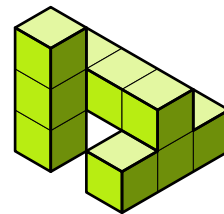


G

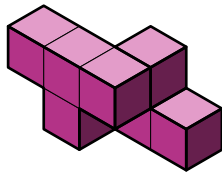


C

=

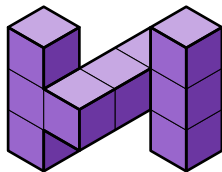


D

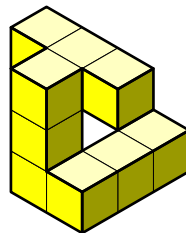


E

=




L

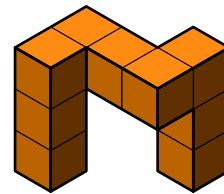


F

=




J



H

=



K

The solution is presented in the diagram.