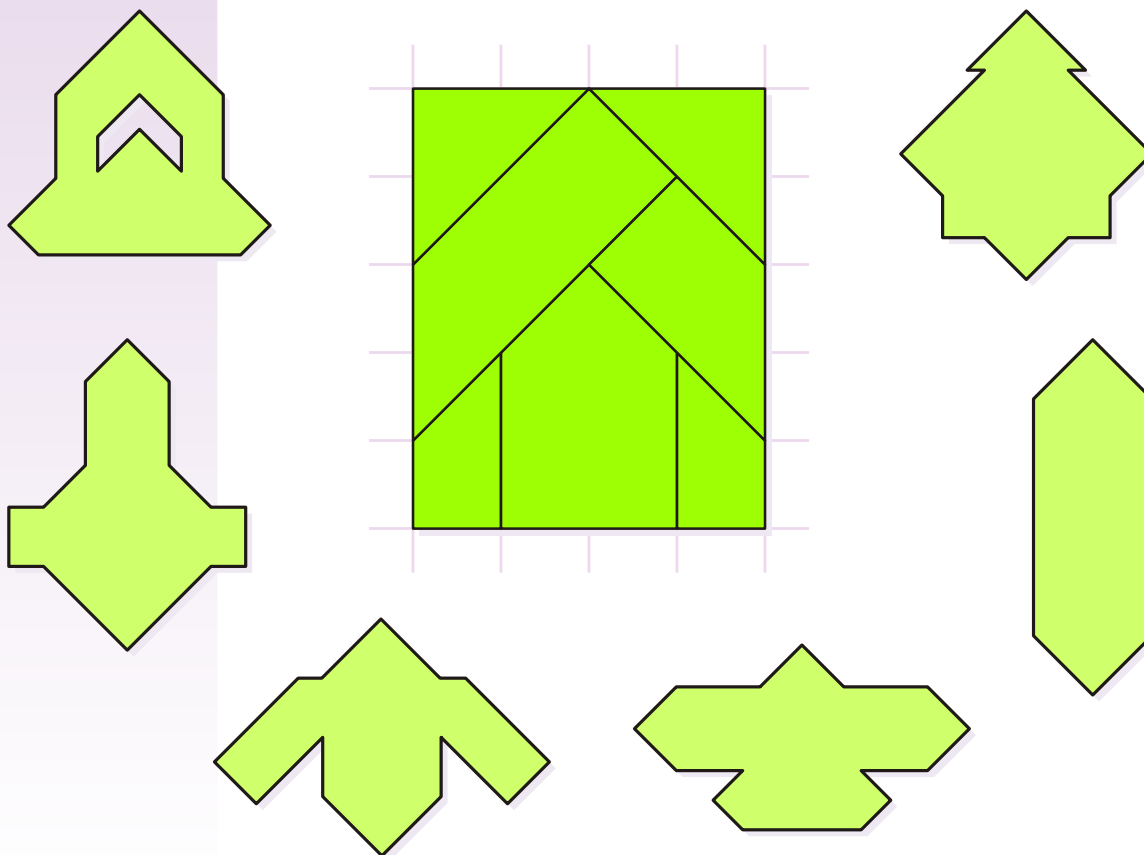


Treasure of Classic
and Modern Puzzles

Tangrams



The Cross Breaker

F. A. Richter and Company manufactured this puzzle at the end of the 19th century.

First produce the seven pieces that form the rectangle in the center above from the last page of this Print 'n' Play Version.

Now make the figures shown around the central rectangle using the whole set of the pieces for each of them. You're allowed to rotate the pieces as you wish, and even flip 'em over. But you can't overlap the pieces.

By the way, the story of this puzzle says these seven pieces were formed by breaking up a cross. Can you find such a cross as well?

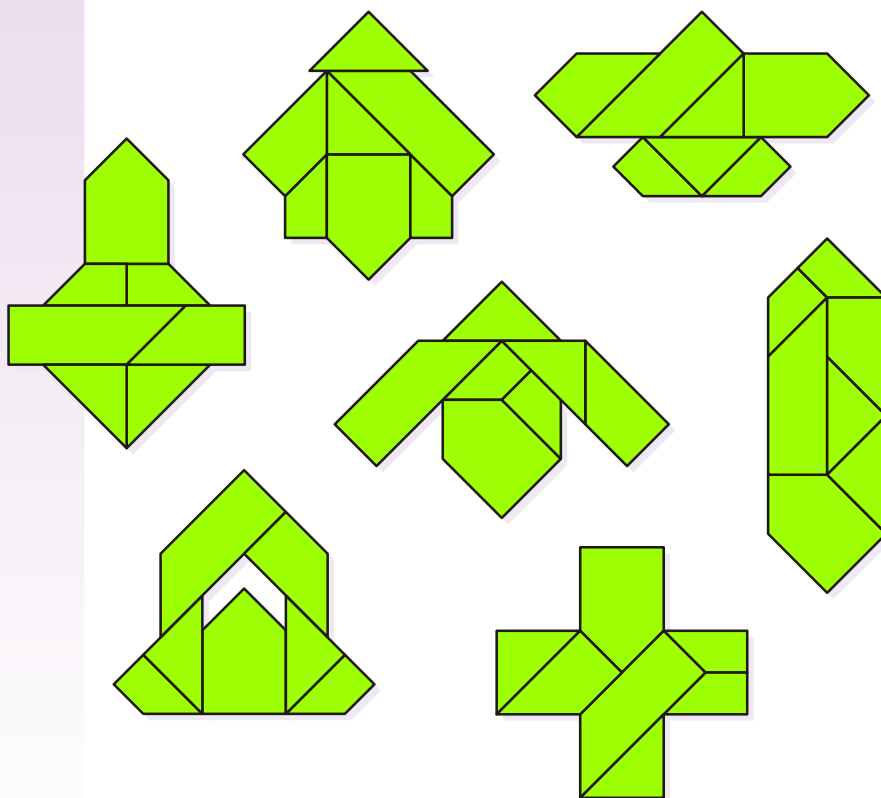
September 6, 2003

www.puzzles.com

Copyright © 2003 ThinkFun Inc. All Rights Reserved. webmaster@ThinkFun.com
Permission is granted for personal use only. This puzzle may not be duplicated for personal profit.

Treasure of Classic
and Modern Puzzles

Tangrams



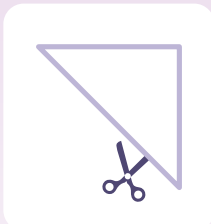
The Cross Breaker (solution)

Solutions to all the six figures plus the cross are shown in the illustration.

Treasure of Classic
and Modern Puzzles


Tangrams

1



x 7

F



The Cross Breaker (pieces)

To produce the pieces first print them out. Then follow the diagram shown in the left column above - from step 1 to step F (finish).

September 6, 2003

www.puzzles.com

Copyright © 2003 ThinkFun Inc. All Rights Reserved. webmaster@ThinkFun.com
Permission is granted for personal use only. This puzzle may not be duplicated for personal profit.