


Treasure of Classic  
and Modern Puzzles

## Folding Puzzles



### Funny Fold


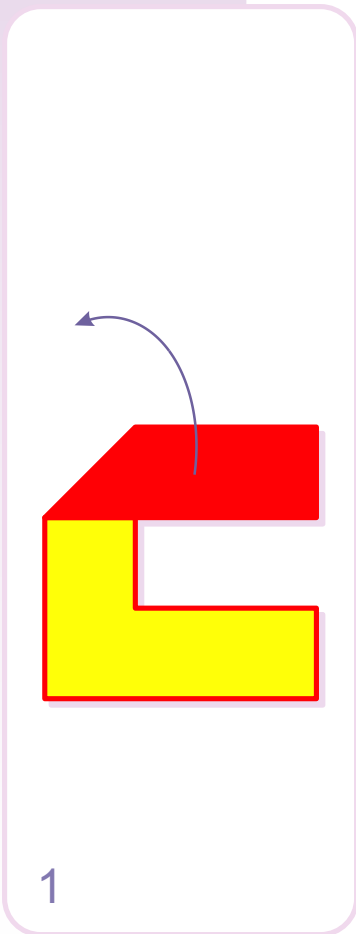
by Scott Kim

This tiny puzzle was described by Martin Gardner.

If you cut some large capital letter of the English alphabet from a sheet of paper and give it a single fold you will get something like shown above. What letter is it, if it's known that this is not an L?

Treasure of Classic  
and Modern Puzzles

## Folding Puzzles



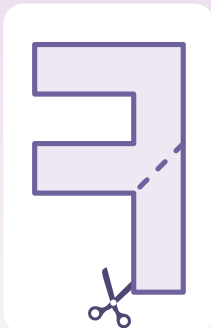
### Funny Fold (solution)

The folded letter is a capital F, that was rotated upside-down and then turned over as shown in the illustration.

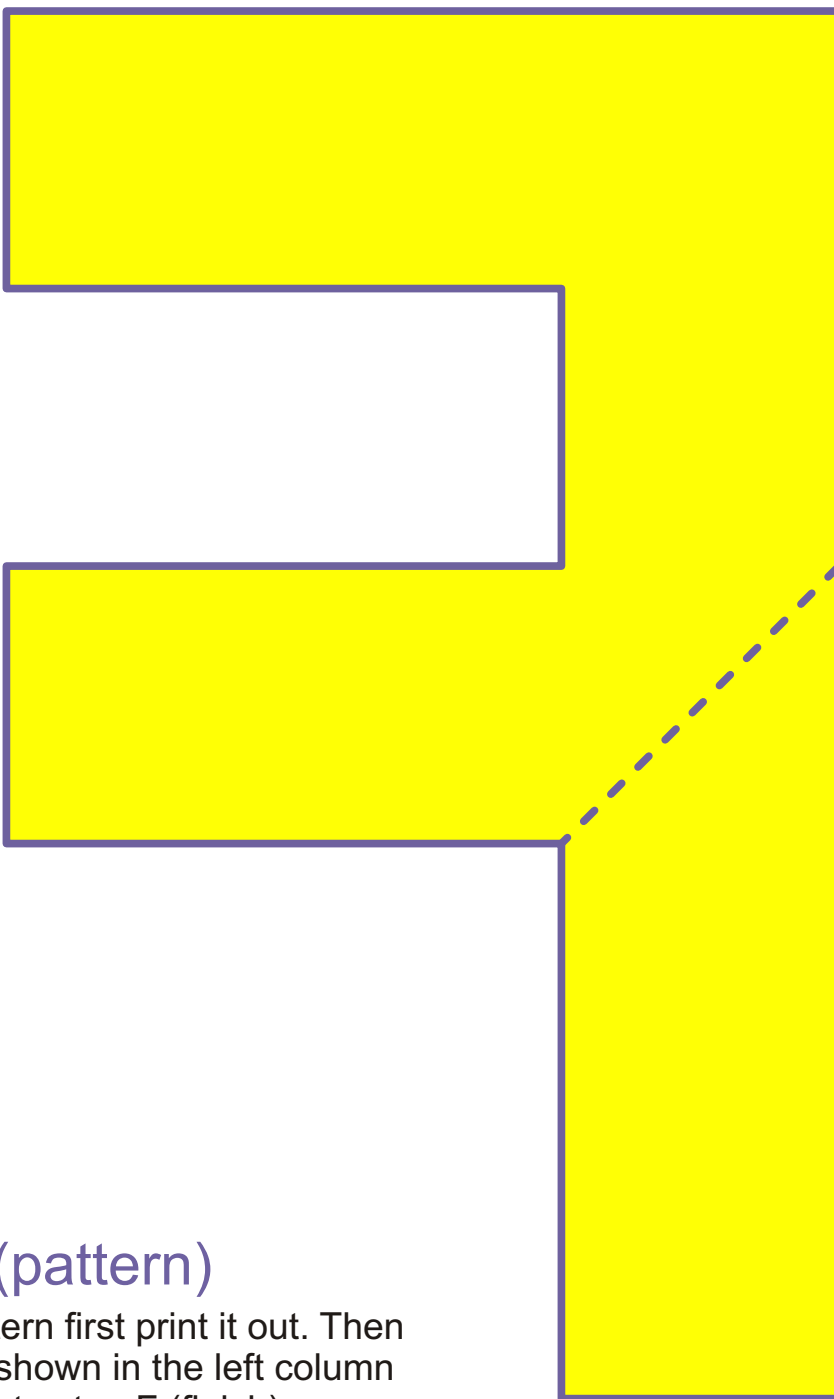
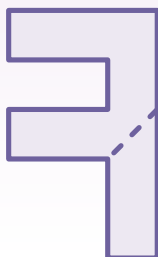
Treasure of Classic  
and Modern Puzzles

## Folding Puzzles

1



F



### Funny Fold (pattern)

To produce the pattern first print it out. Then follow the diagram shown in the left column above - from step 1 to step F (finish).

April 30, 2004

[www.puzzles.com](http://www.puzzles.com)

Copyright © 2004 ThinkFun Inc. All Rights Reserved. [webmaster@ThinkFun.com](mailto:webmaster@ThinkFun.com)  
Permission is granted for personal use only. This puzzle may not be duplicated for personal profit.