



Treasure of Classic
and Modern Puzzles

Tricks



The Impossible Hole

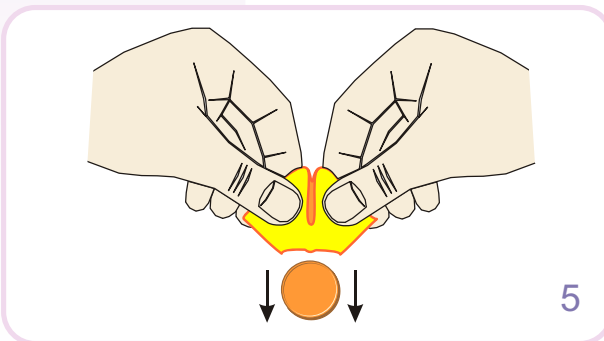
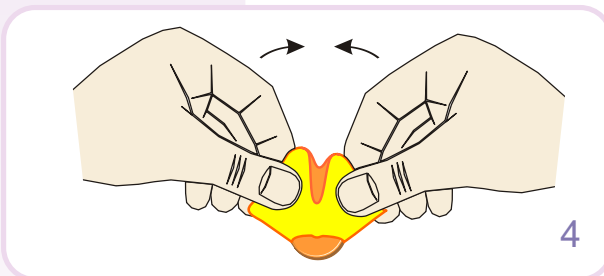
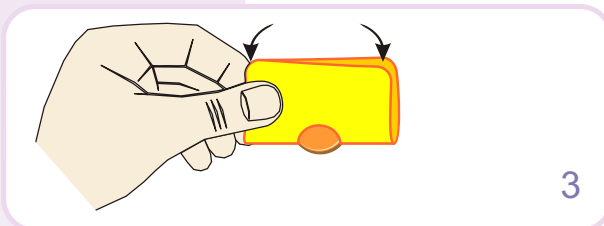
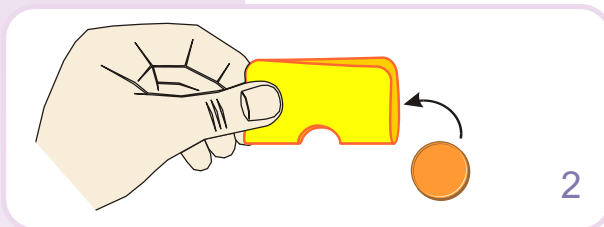
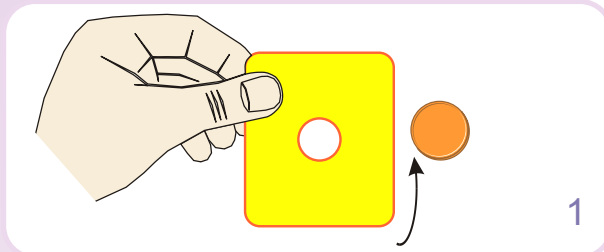
after Henry E. Dudeney

Take a piece of paper and trace on it a circle around the rim of a penny. Then accurately cut in it a circular hole along that outline as shown in the illustration on the left.

Now you are ready to perform a cool trick - to pass a half-dollar or a new dollar through this hole without tearing the paper. How can you perform this trick?

Treasure of Classic
and Modern Puzzles

Tricks



The Impossible Hole (secret)

To perform the trick follow the steps in the illustration on the left.

First fold the piece of paper in half and then drop the coin into the fold.

Now, holding the paper at both ends, bring your hands together upwards, and the coin will be squeezed through the hole.

Have fun showing this cool trick to your friends!