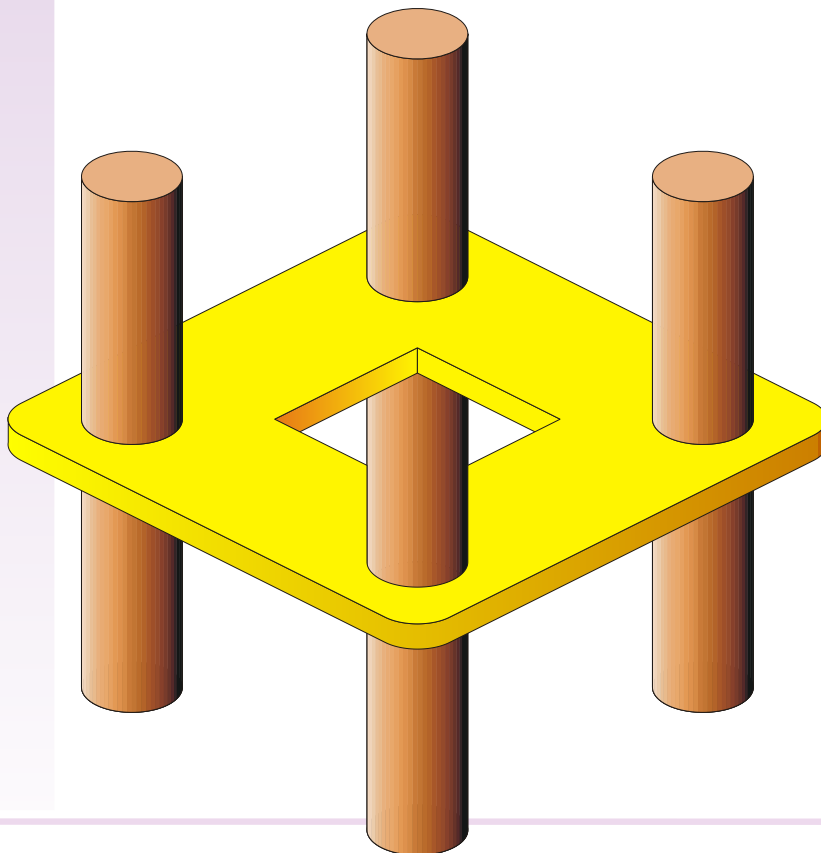


Treasure of Classic  
and Modern Puzzles

## Illusions



### Impossible Object

*by Serhiy Grabarchuk*

This object looks to be assembled of three rods and one frame.

Try to make it.

Do you think you will be successful?

August 31, 2003

[www.puzzles.com](http://www.puzzles.com)

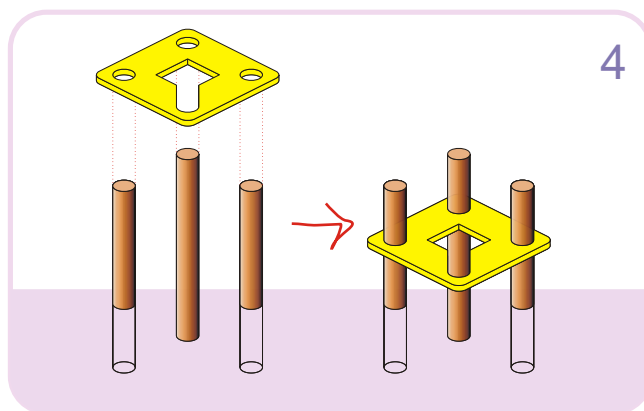
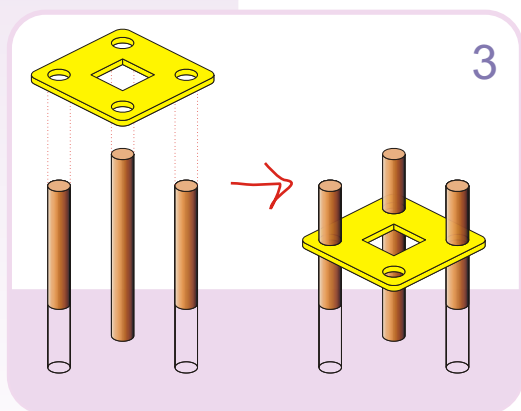
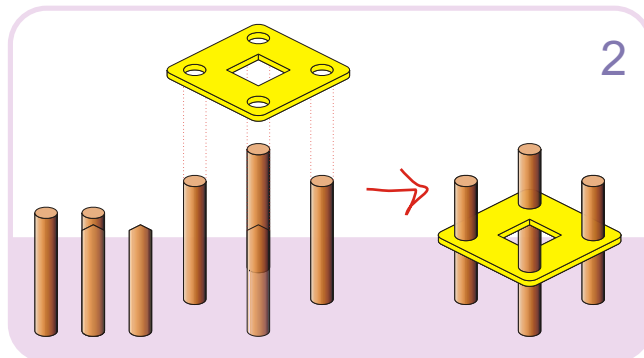
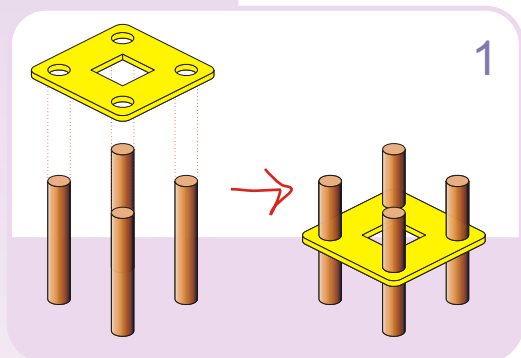
Concept: Copyright © 2003 Serhiy Grabarchuk. All Rights Reserved

Copyright © 2003 ThinkFun Inc. All Rights Reserved. [webmaster@ThinkFun.com](mailto:webmaster@ThinkFun.com)

Permission is granted for personal use only. This puzzle may not be duplicated for personal profit.

Treasure of Classic  
and Modern Puzzles

## Illusions



## Impossible Object (explanation)

There are at least two ways to make this impossible object. For one of them we will need to improve one rod, for another - a frame. In either cases to see reached impossible object correctly you will need to look at it from the certain perspective.

**Way 1.** Take four identical rods, the square frame with the four round holes in it and make the composition shown in Figure 1. Of course, we didn't get the needed object yet. For this cut the rod nearest to you as shown in Figure 2, and make the final composition.

**Way 2.** Take three rods (two - 1 unit each and one - 1,5 unit) and place the square frame with four holes on them as shown in Figure 3. To get the intended object we slightly improve the square frame as shown in Figure 4. How to compose the final object is shown in the same figure. (Note that the reached object can't balance oneself when placed on the table).

August 31, 2003

[www.puzzles.com](http://www.puzzles.com)

Concept: Copyright © 2003 Serhiy Grabarchuk. All Rights Reserved  
Copyright © 2003 ThinkFun Inc. All Rights Reserved. [webmaster@ThinkFun.com](mailto:webmaster@ThinkFun.com)  
Permission is granted for personal use only. This puzzle may not be duplicated for personal profit.