
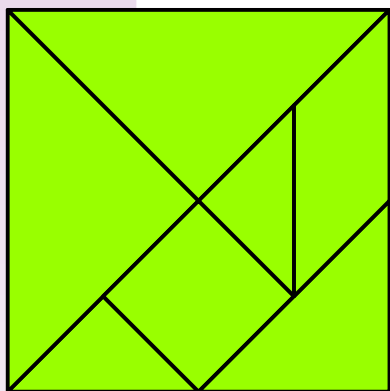


Treasure of Classic
and Modern Puzzles

Tangrams



The Tangram

Without doubt the Tangram is the most popular put-together puzzle, and one of the most well known puzzles ever. The origins of the Tangram are unknown, but the earliest references date back to the beginning of the 19th century, China. That's why the puzzle is also known as the Chinese puzzle.

The puzzle consists of seven pieces - tans - obtained by dividing a square as shown in the illustration.

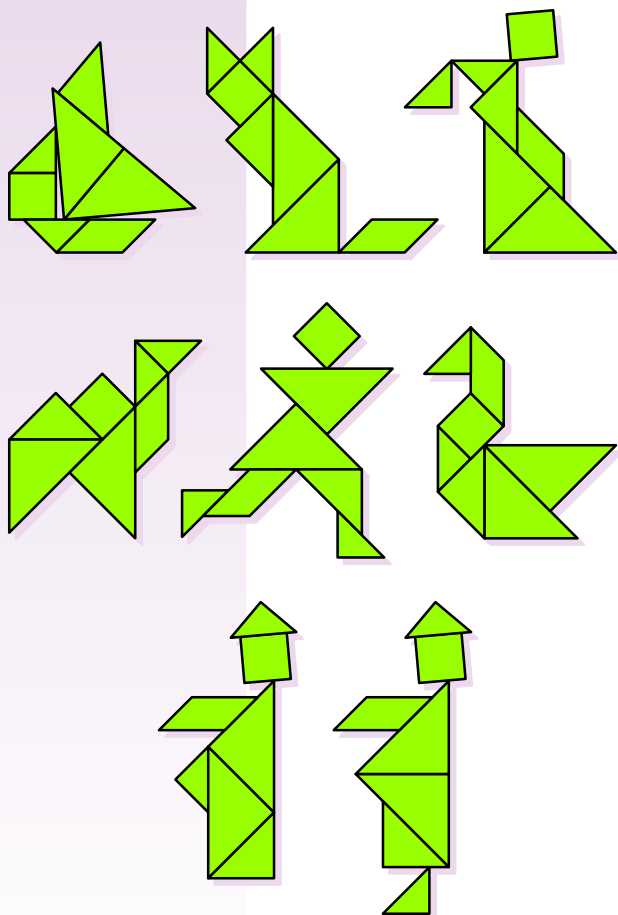
Now you're able to arrange them in many different ways making an infinite number of nice, fun, and sometimes very puzzling figures. For every figure you have to use all the seven tans. You're allowed to rotate the pieces as you wish, and even flip them over. But you can't overlap the pieces.

We've chosen just a few most popular figures that you may assemble using all the seven tans. They will give you a good taste of the puzzle.

The two Men in the bottom row are developed by Henry E. Dudeney, and demonstrate a beautiful paradox. Both Men are assembled with all the seven tans, but one of them has a foot, while the other hasn't. Can you make both men, and then explain what's happening with the foot?

Treasure of Classic
and Modern Puzzles

Tangrams



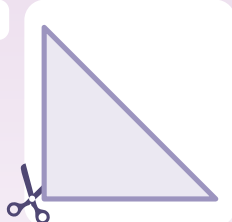
The Tangram

The solutions to all the figures
are shown in the illustration.

Treasure of Classic
and Modern Puzzles

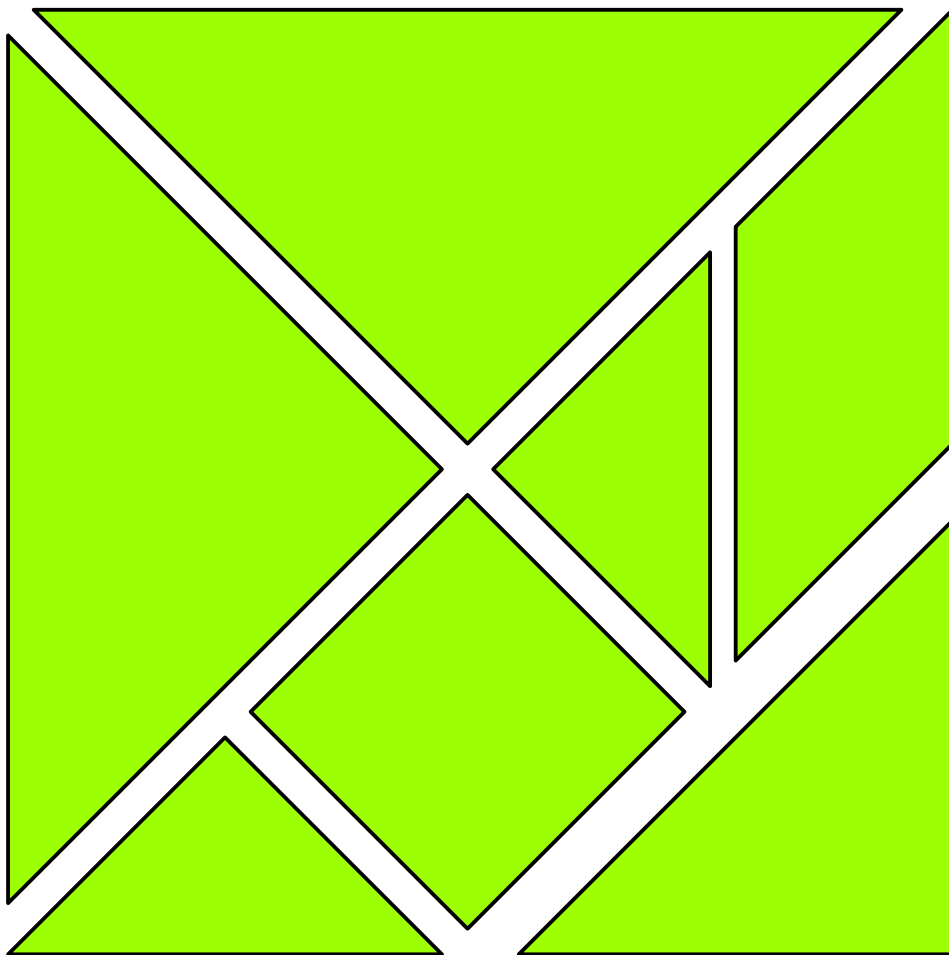

Tangrams

1



x 7

F



The Tangram (pieces)

To produce the pieces first print them out. Then follow the diagram shown in the left column above - from step 1 to step F (finish).