


Treasure of Classic
and Modern Puzzles

Tricks




Through the Postcard *after Professor Louis Hoffman*

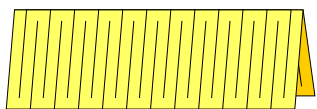
Can you make a hole in a simple postcard so that a person of ordinary stature will be able to pass through it? Do you have any ideas how this may happen?

Treasure of Classic
and Modern Puzzles


Tricks



1



2



3

Through the Postcard (secret)

First get some practice how to perform this cool trick with our printable version of the postcard.

We've prepared both a blank rectangle in size similar to a postcard, and the same rectangle with the appropriate lines to cut along. Print both cards and cut them out.

Now follow the next steps to get the required hole in the postcard.

Step 1. First, we need to make a cut along the line shown on the card in Figure 1. For this fold the postcard along the line in half, and with a pair of scissors cut through the line stopping about a quarter of an inch (approx 6 mm) from each edge.

Step 2. Now make a number of the alternate cuts as shown in Figure 2. The entire pattern of the cuts is shown in the printable version of the rectangle.

Step 3. Gently open the card; if everything is performed right, you'll see the pattern shown in Figure 3.

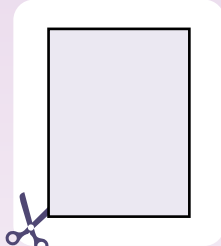
Step 4. Open it out still further, until it will form an endless strip of such a size as to pass easily over a person's body.

Make the first try at the rectangle with the lines that show you how to make the cuts. Then take the other, blank, rectangle, and try to repeat all the steps. Practice until you can do the trick very smoothly. Then you're ready to amuse your friends.


Treasure of Classic
and Modern Puzzles

Tricks

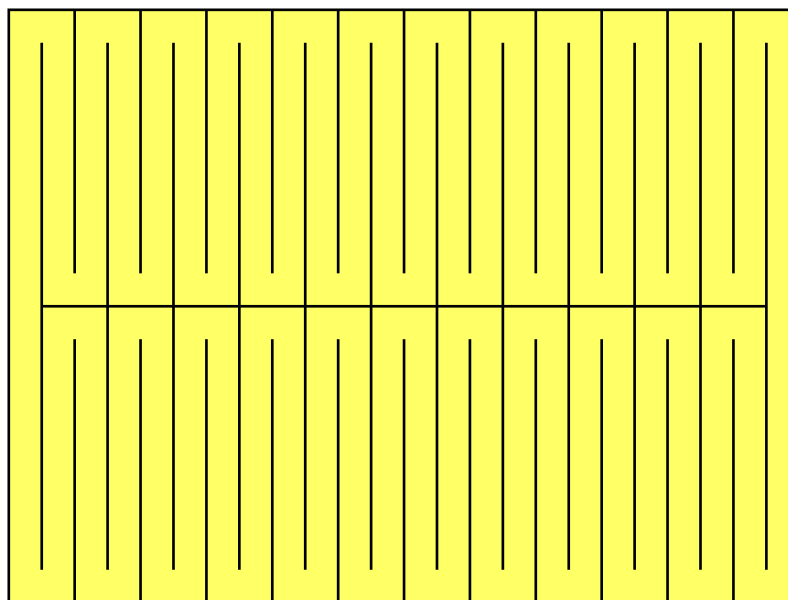

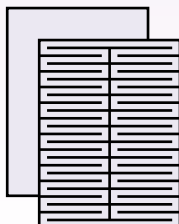
1



2



F



Through the Postcard (postcards)

To produce the postcards first print them out. Then follow the diagram shown in the left column above - from step 1 to step F