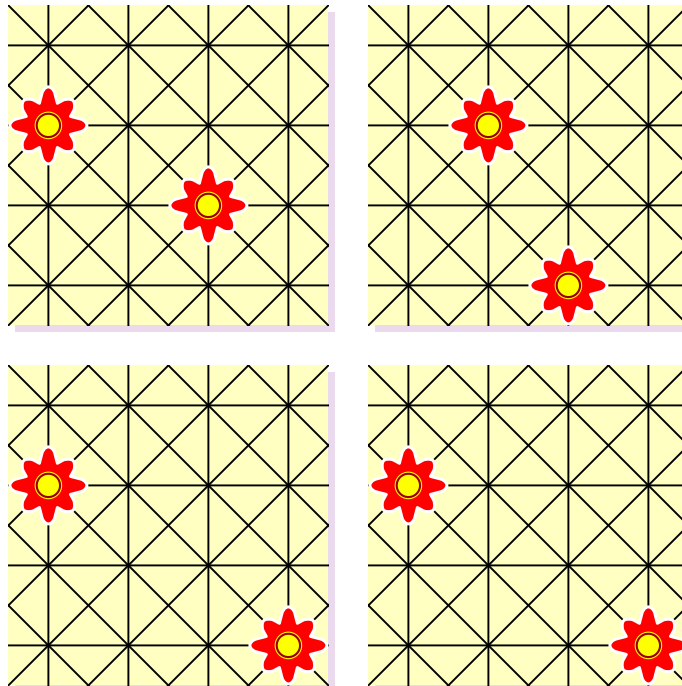


Treasure of Classic
and Modern Puzzles

Matching Cards



The Treasure at Medinet *after Professor Louis Hoffmann*

One legend says that there was an Eastern prince, Haroun al Elim, who made a number of roads crossing his kingdom and built eight fortresses so that no two of them were on the same road.

A map of that kingdom - unfortunately, divided into four square fragments - was preserved in the Mosque Al Redin, at Medinet, on the coast of the Red Sea. And there was some reward - a treasure of ancient jewellery - to anyone who will restore the original positions of the fragments.

It's an ancient story. Now those castles are in ruins, and the roads aren't traceable anymore...

But we have copies of all the four square fragments with the roads and the eight fortresses (red marks) - see the illustration above. First print these fragments and cut them out.

Now try to solve that old challenge. The object is to arrange four squares into a bigger one so that no more than one red mark is placed in each line running across the big square horizontally, vertically or diagonally.


November 29, 2004

www.puzzles.com

Copyright © 2004 ThinkFun Inc. All Rights Reserved. webmaster@ThinkFun.com
Permission is granted for personal use only. This puzzle may not be duplicated for personal profit.

Treasure of Classic
and Modern Puzzles

Matching Cards




The Treasure at Medinet (solution)

The solution to this puzzle is shown in the illustration.

Treasure of Classic
and Modern Puzzles

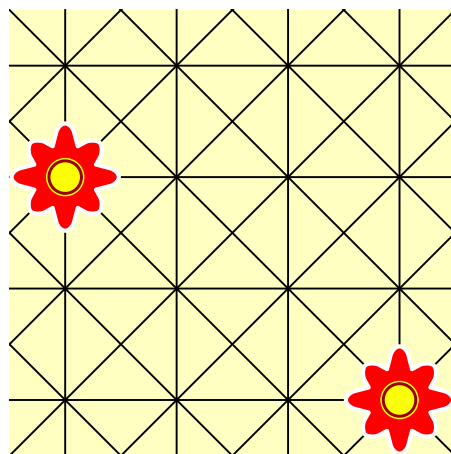
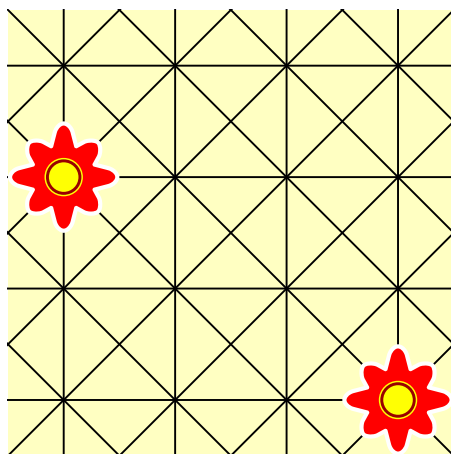
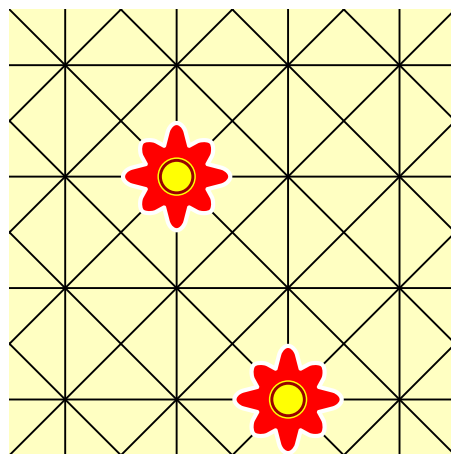
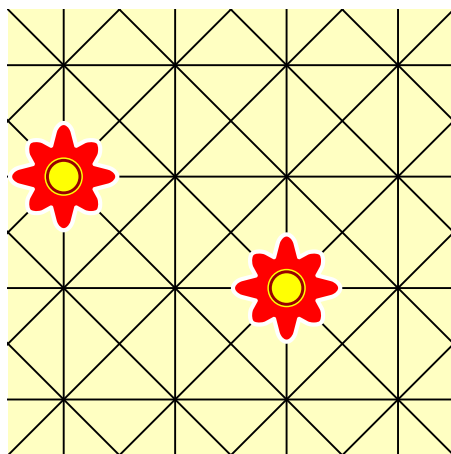

Matching Cards

1



x 4

F



The Treasure at Medinet (pieces)

To produce the pieces first print them out. Then follow the diagram shown in the left column above - from step 1 to step F (finish).