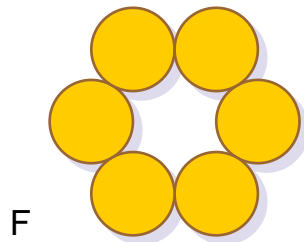
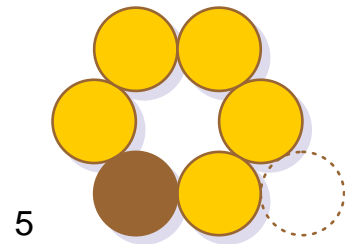
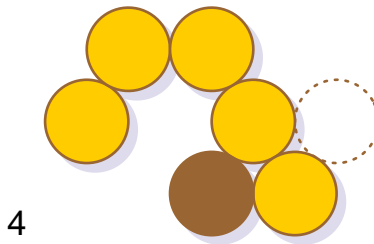
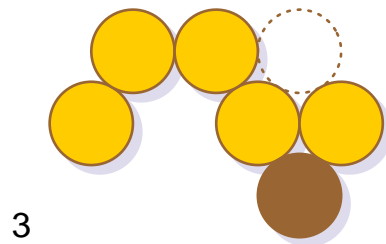
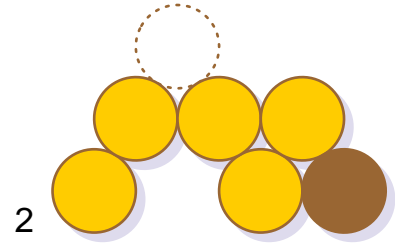
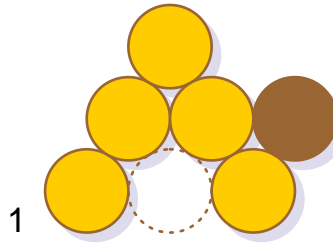
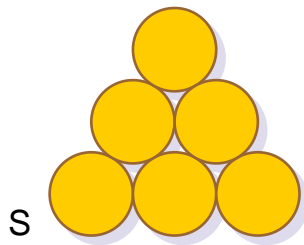


Six pennies are placed on the table to form the triangle shown in the Start Position. By sliding one penny at a time move them to form the shape shown in the Final Position. You can only move one penny at a time, without disturbing any other penny. When you move a penny, it has to be moved to a position where it touches two other.

The pennies have to stay flat on the table at all times.



The solution, consisting of 5 sliding moves, is shown in the illustration.