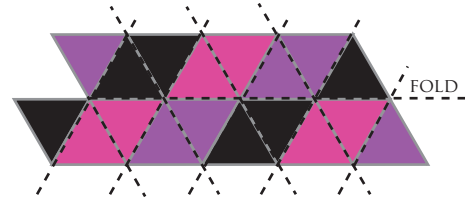


TRIHEXAFLEXAGON PATTERNED TEMPLATE



INSTRUCTIONS

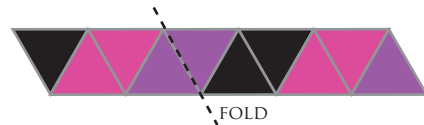
1. CUT OUT THE TEMPLATE SHAPE, THEN FOLD ALONG EACH LINE TO CREATE CREASES



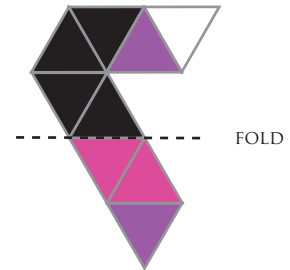
2. FOLD YOUR SHAPE IN HALF AS SHOWN BELOW AND GLUE THE 2 BLANK STRIPS TOGETHER



3. FOLD HERE:



4. FOLD HERE:



5. FOLD LIKE SO, THEN GLUE THE 2 BLANK FACES TOGETHER

