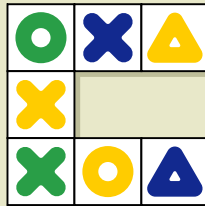


GRIDWORKS

Logic Puzzle 061

POSITIVE CLUES



1

NEGATIVE CLUE

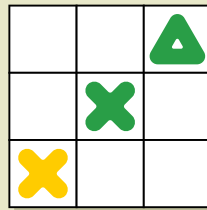


2

GRIDWORKS


Logic Puzzle 062

POSITIVE CLUES

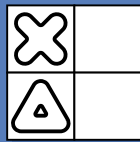


1

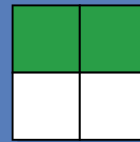
NEGATIVE CLUES



2




3




4

GRIDWORKS

Solutions



061



062