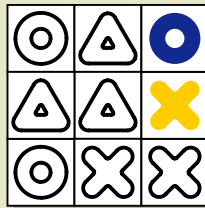


GRIDWORKS

Logic Puzzle 111

POSITIVE CLUE



1

NEGATIVE CLUE

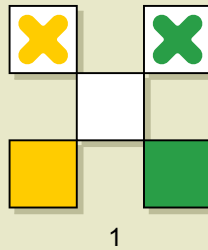


2

GRIDWORKS

Logic Puzzle 112

POSITIVE CLUE



NEGATIVE CLUES




2




3

GRIDWORKS

Solutions



111



112