



GRIDWORKS

Logic Puzzle 223

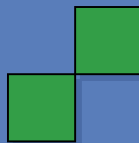
NEGATIVE CLUES



1



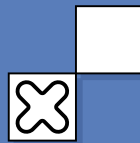
2



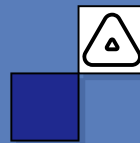
3



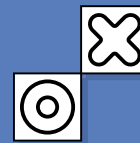
4



5



6

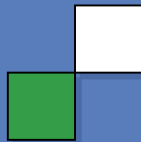


7

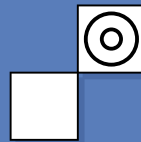
GRIDWORKS

Logic Puzzle 224

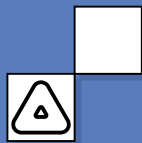
NEGATIVE CLUES



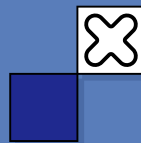
1




2



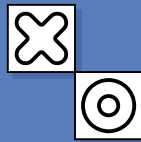
3



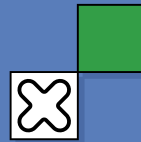
4



5




6




7

GRIDWORKS

Solutions



223



224