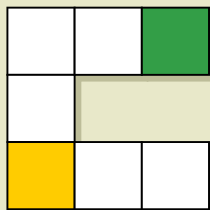


GRIDWORKS

Logic Puzzle 225

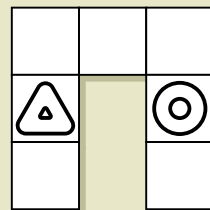
POSITIVE CLUES



1



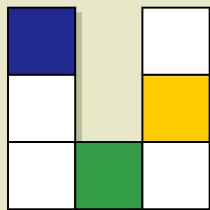
2



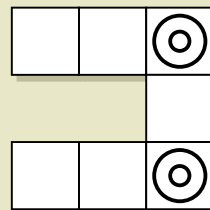
3



4



5

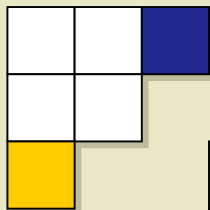


6

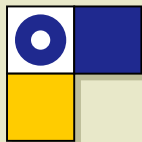
GRIDWORKS

Logic Puzzle 226

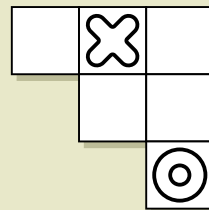
POSITIVE CLUES



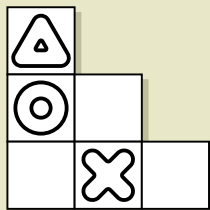
1



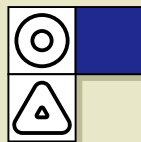
3



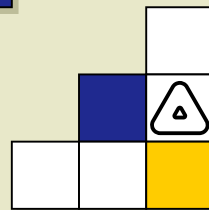
2



5




4




6

GRIDWORKS

Solutions



225



226