


Puzzle Holidays





The Snake with Diamonds



Start



Finish



The Object

To solve this sliding block puzzle first produce the pieces and the board for it provided in the last page of this file. Then put the pieces on the board in the way shown in the "Start" position above.

When the puzzle is set for solving, the object of it is to slide the pieces within the board in order to reach the "Finish" position from the "Start" one. Note, that the piece marked with the flower on the board is immovable.

Last Update
December 18, 2006

Puzzle concept: Copyright © 2006 Peter Grabarchuk. All Rights Reserved.
Copyright © 2006 ThinkFun Inc. All Rights Reserved. writeus@puzzles.com
Permission is granted for personal use only. This puzzle may not be duplicated for personal profit.

Puzzle Holidays



The Snake with Diamonds



Start

1	2	3
	*	4
7	6	5
8	9	10

Finish

7	9	10
4	*	
8	6	3
1	2	5

1, 2, 3, 4, 5, 6, 9, 10, 6,
 9, 10, 8, 7, 10, 9, 5, 4,
 3, 2, 1, 10, 9, 5, 4, 3, 2,
 1, 10, 9, 7, 8, 5, 4, 3, 2,
 1, 10, 9, 7, 4, 5, 6, 3, 2,
 1, 10, 9, 7, 4, 8, 6, 5, 2,
 1, 10, 9, 7, 4, 8, 2, 1, 3,
 5, 6, 2, 1, 6, 2, 1, 8, 4,
 7, 9, 10.

(74 moves)

Solution



The solution to this sliding block puzzle consists of 74 moves. If we enumerate the pieces as shown in the "Start" position, then the sequence of 74 numbers shows the proper solution to the puzzle with the "Finish" position at the bottom of the illustration.

2

Puzzle Holidays



The Snake with Diamonds



Pieces &
Board

To produce the pieces and the board first print them and then cut them out.

3

Last Update
December 18, 2006

Puzzle concept: Copyright © 2006 Peter Grabarchuk. All Rights Reserved.
Copyright © 2006 ThinkFun Inc. All Rights Reserved. writeus@puzzles.com
Permission is granted for personal use only. This puzzle may not be duplicated for personal profit.