


Treasure of Classic  
and Modern Puzzles

## Toys



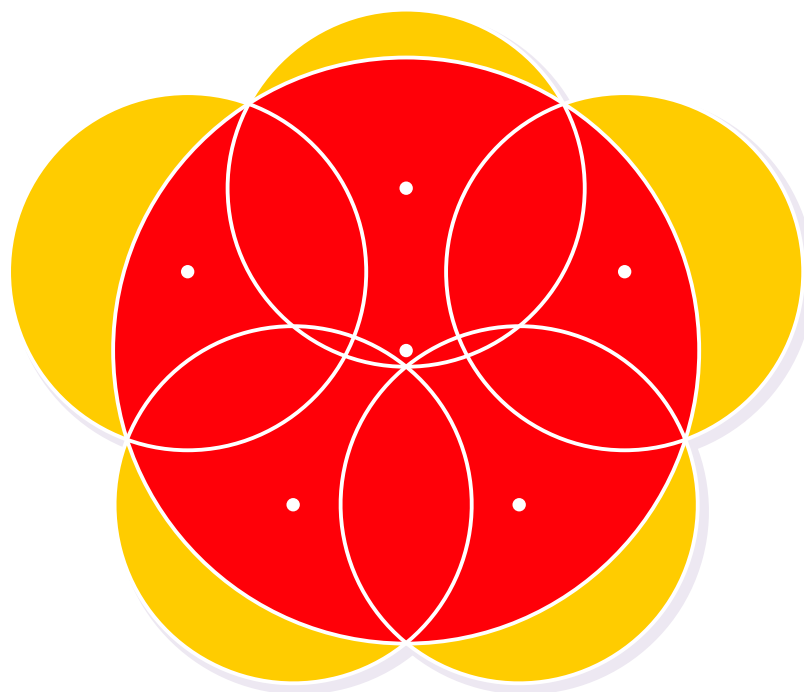
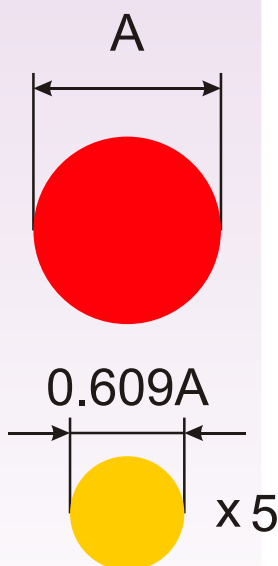
### Cover the Red Circle

Your challenge is to cover the big red circle with all the five smaller yellow circles so that no part of the red circle is visible.

**Note.** When a smaller circle is placed on the big one you aren't allowed to move it anymore.

Treasure of Classic  
and Modern Puzzles

## Toys



### Cover the Red Circle (explanation)

This toy is a physical model of a particular task from the general mathematical problem of covering one geometrical shape with several other.

In this case the bigger circle has the diameter **A**, while the smaller circles have the diameter of approx **0.609A** as shown in the left diagram above. The basic diagram how to place all the five yellow circles so that they fully cover the red one is shown in the illustration.

August 28, 2003

[www.puzzles.com](http://www.puzzles.com)

Copyright © 2003 ThinkFun Inc. All Rights Reserved. [webmaster@ThinkFun.com](mailto:webmaster@ThinkFun.com)  
Permission is granted for personal use only. This puzzle may not be duplicated for personal profit.



A Binary Arts® Company

# PuzzlePLAYGROUND


Puzzles  
COM

PRINT 'N' PLAY VERSION







Treasure of Classic  
and Modern Puzzles

## Toys

1



F



## Cover the Red Circle (pieces)

To produce the pieces first print them out.  
It is even better to copy this page at some  
several hundred percent enlargement.  
After that follow the diagram shown in the  
left column above.

August 28, 2003

[www.puzzles.com](http://www.puzzles.com)

Copyright © 2003 ThinkFun Inc. All Rights Reserved. [webmaster@ThinkFun.com](mailto:webmaster@ThinkFun.com)  
Permission is granted for personal use only. This puzzle may not be duplicated for personal profit.