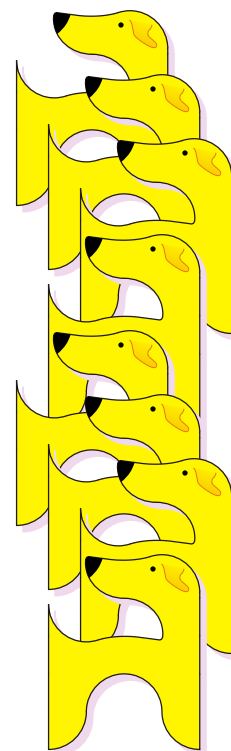
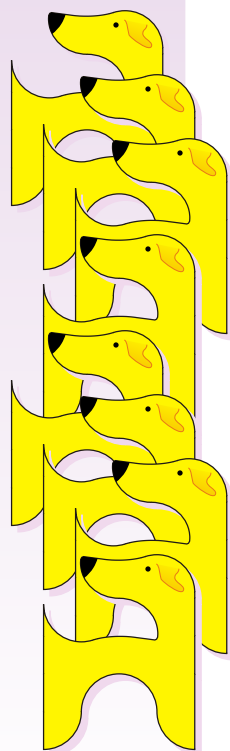


Treasure of Classic
and Modern Puzzles

Toys



Doggy Mosaic

by Serhiy Grabarchuk, Jr.

Find the way how to pave some area with the figures of the dogs shown here with no empty spaces in it.

April 28, 2004

www.puzzles.com


Toy's concept: Copyright © 2004 Serhiy Grabarchuk, Jr. All Rights Reserved.

Copyright © 2004 ThinkFun Inc. All Rights Reserved. webmaster@ThinkFun.com


Permission is granted for personal use only. This puzzle may not be duplicated for personal profit.

Treasure of Classic
and Modern Puzzles

Toys



1



2

Doggy Mosaic (explanation)

There is an infinite number of shapes that allow to pave a flat surface without omissions or overlaps. One such a shape is shown in Figure 1.

Now if you make consecutive changes of the basic shape as shown in Figure 2, you may get a funny character like our happy dog. Explore other similar shapes on your own, and enjoy your creations.

April 28, 2004


www.puzzles.com

Toy's concept: Copyright © 2004 Serhiy Grabarchuk, Jr. All Rights Reserved.
Copyright © 2004 ThinkFun Inc. All Rights Reserved. webmaster@ThinkFun.com
Permission is granted for personal use only. This puzzle may not be duplicated for personal profit.

Treasure of Classic
and Modern Puzzles

Toys

1




x 16

F



x 16



Doggy Mosaic (pieces)

To produce the pieces first print them out. Then follow the diagram shown in the left column above - from step 1 to step F (finish).

April 28, 2004

www.puzzles.com

Toy's concept: Copyright © 2004 Serhiy Grabarchuk, Jr. All Rights Reserved.

Copyright © 2004 ThinkFun Inc. All Rights Reserved. webmaster@ThinkFun.com

Permission is granted for personal use only. This puzzle may not be duplicated for personal profit.