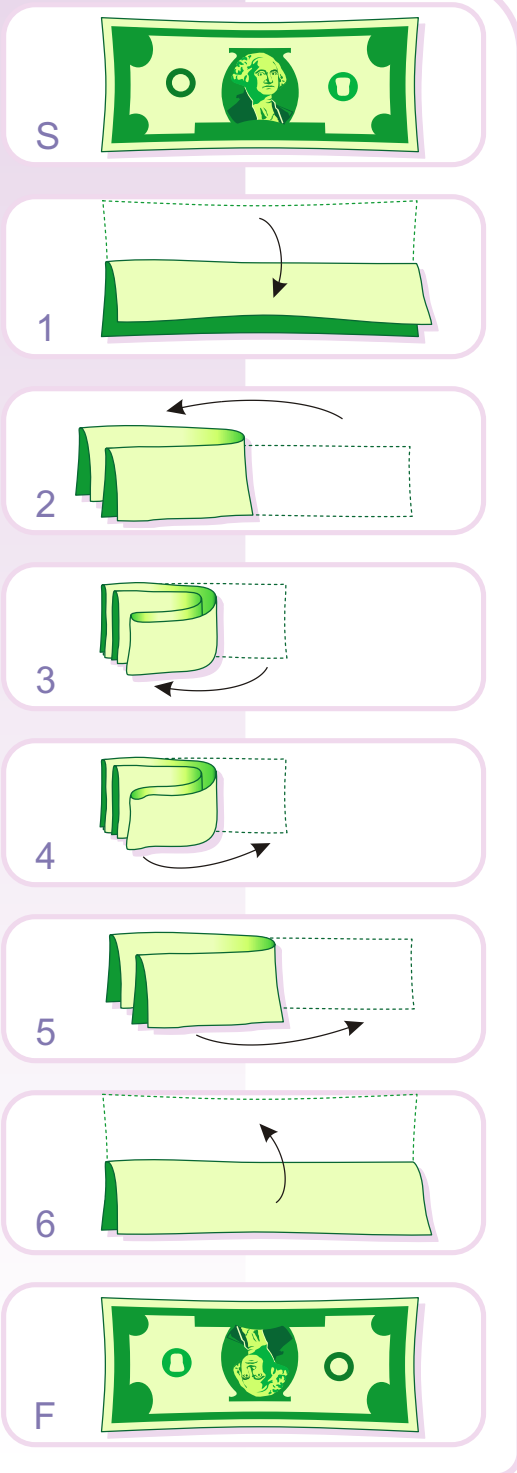


Treasure of Classic  
and Modern Puzzles

## Tricks



## Fold to Turn

*after Martin Gardner*

Hold a dollar bill as shown at the Start (S), with the Washington's face upright.

Fold down the top half (Step 1).

Then fold the right part back and to the left (Step 2).

Fold the right part forward and to the left (Step 3).

Now unfold from front and to the right (Step 4).

Then unfold from front to the right once again (Step 5).

Finally unfold the front flap up (Step 6).

If you have done everything exactly as shown in the illustrations and described above then you have to get Washington's face upside down!

Why did it happen, if it seems to be folded and unfolded in the same way?

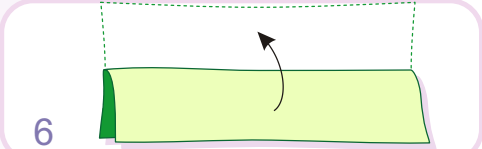
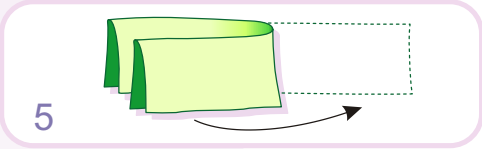
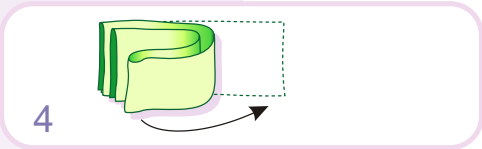
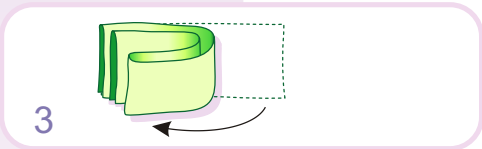
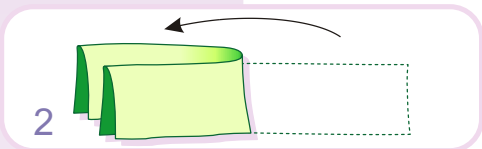
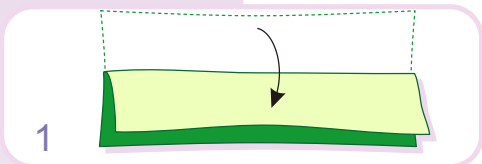

October 26, 2003

[www.puzzles.com](http://www.puzzles.com)

Copyright © 2003 ThinkFun Inc. All Rights Reserved. [webmaster@ThinkFun.com](mailto:webmaster@ThinkFun.com)  
Permission is granted for personal use only. This puzzle may not be duplicated for personal profit.

Treasure of Classic  
and Modern Puzzles

## Tricks



## Fold to Turn (secret)

The secret is in the way you unfold the bill. When you fold the bill at Step 2, you fold it **back**. But when you unfold the bill at Step 5, you undo it from **front**. Very subtle but very substantial difference which makes a great trick!

Practice until you can do this trick fast, and have fun showing it to your friends. When they try to repeat it, the bill stays right side up.