


# Four Cards

after Professor Louis Hoffmann

Home / Puzzle Playground / Puzzles / Matching Cards /



This is an old puzzle from the end of the 19th century. To its original task we've added two more challenges.

First print the four "fives" shown on the left, and then cut them out.

**Original Puzzle.** The object of the puzzle is to arrange these four cards, face upwards, so that only four pips of each are visible.

**Puzzle 2.** Arrange the cards, still face upwards, so that only three pips of each card are visible.

**Puzzle 3.** Now arrange the cards, face upwards again, in such a way that you'll see exactly 1, 2, 3, and 4 pips. Each of these four groups of pips have to be from another card. This means that one pip will be from one card, two pips from another, three pips from next one, and four pips - from the last of them.

You are not allowed to cut, bend or fold the cards while solving the puzzles.

Last Updated: December 30, 2005

Page 1 of 3

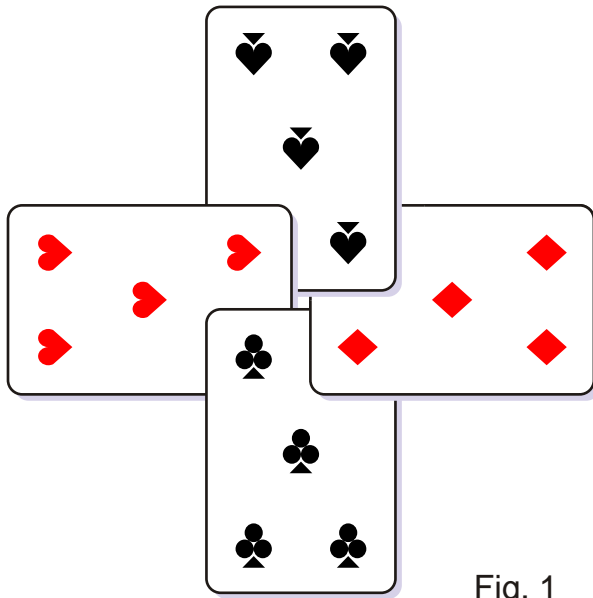


Fig. 1

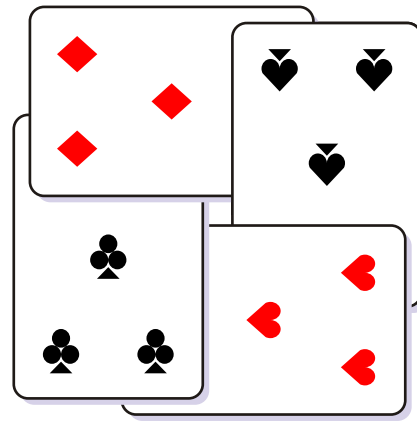


Fig. 2

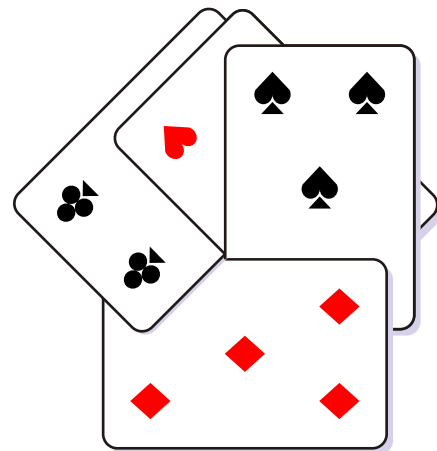
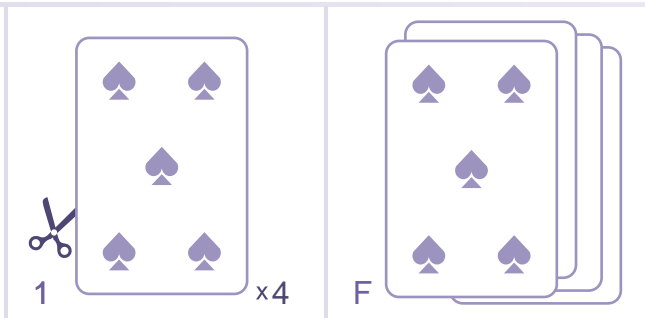
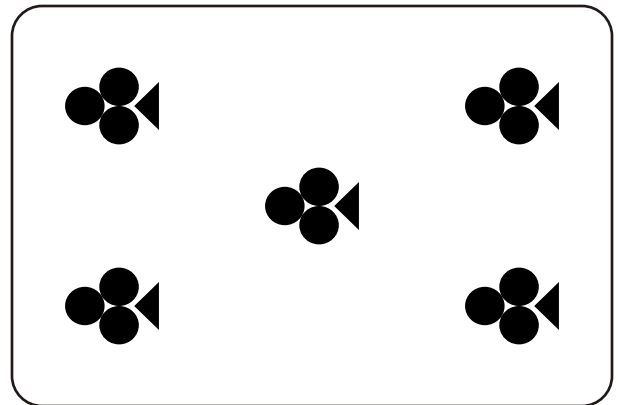


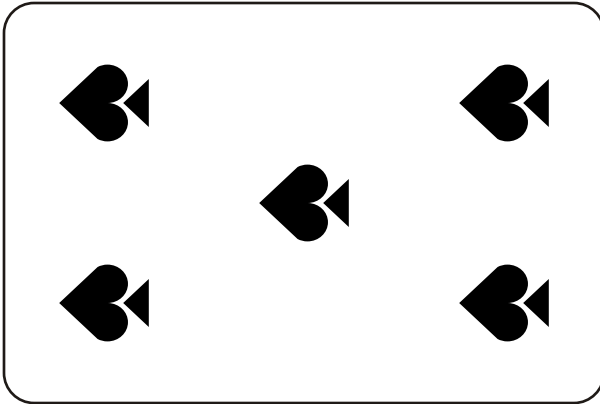


Fig. 3

One of the solutions with four pips is shown in Figure 1.

One of the solutions with three pips is shown in Figure 2.

Figure 3 shows one of the possible solutions with the "1-2-3-4" set of pips.



To produce the pieces first print them out. Then follow the diagram shown above - from step 1 to step F (finish).