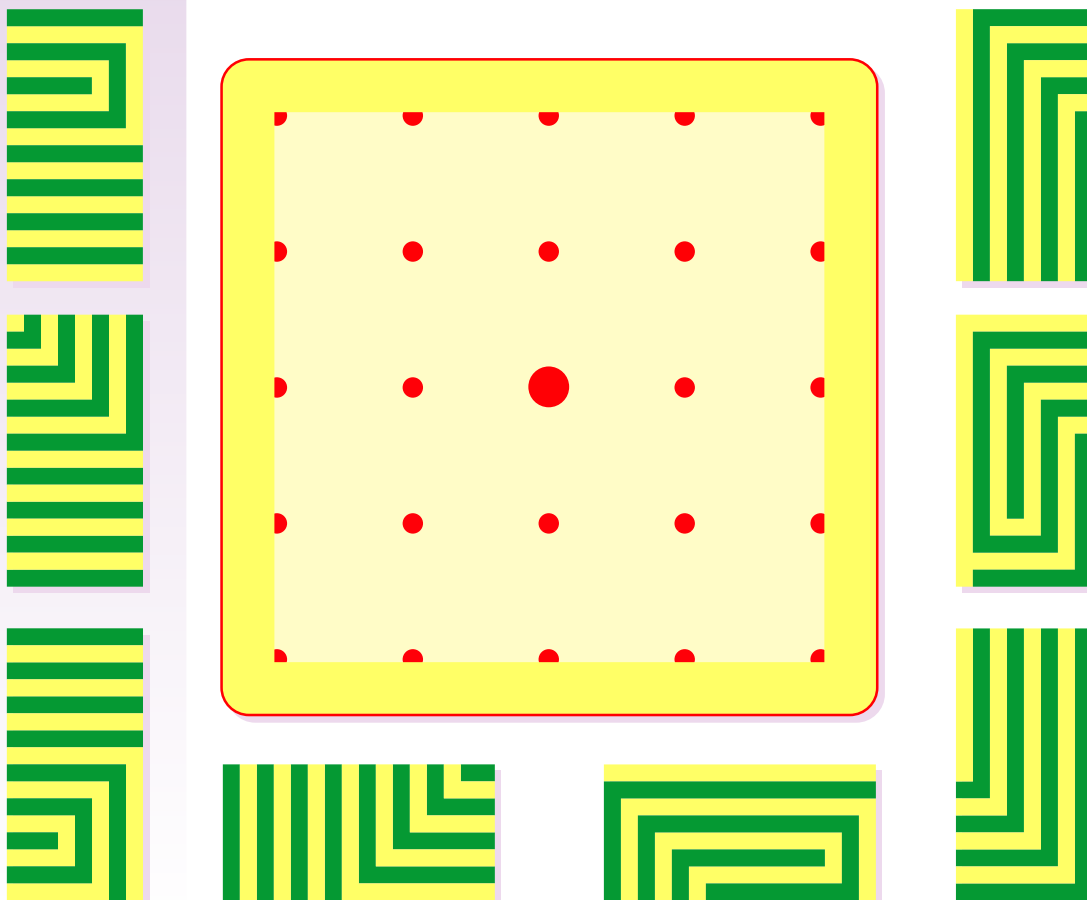


Treasure of Classic  
and Modern Puzzles

## Matching Cards



## The Knossos Labyrinth

by Serhiy Grabarchuk

Place all the eight fragments within the yellow square 4x4 without gaps and overlapping in such a way that they form a labyrinth with the only enter on its periphery. A yellow path has to run from the enter through the labyrinth directly to its central point (it's marked with the big red spot - Ariadne's clew - in the center). The little red spots on the yellow square 4x4 help you to see how the square is divided into single cells 1x1.

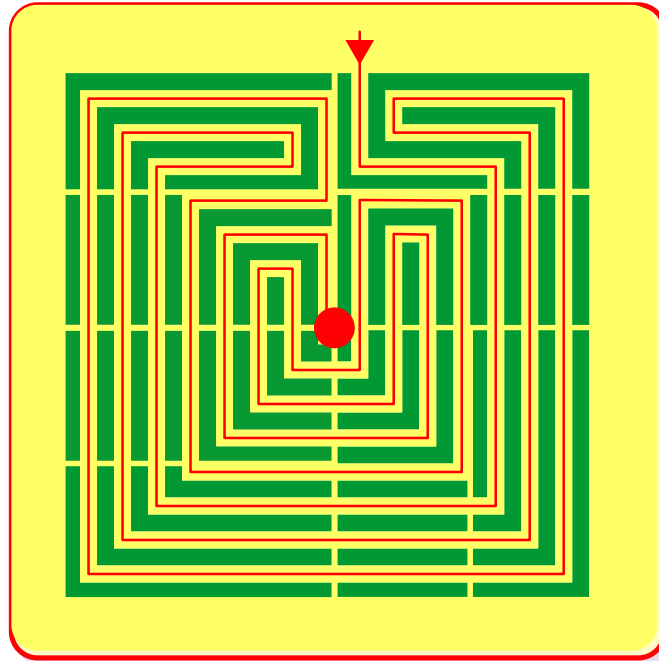
February 29, 2004

[www.puzzles.com](http://www.puzzles.com)

Puzzle's concept: Copyright © 2004 Serhiy Grabarchuk. All Rights Reserved.  
Copyright © 2004 ThinkFun Inc. All Rights Reserved. [webmaster@ThinkFun.com](mailto:webmaster@ThinkFun.com)  
Permission is granted for personal use only. This puzzle may not be duplicated for personal profit.

Treasure of Classic  
and Modern Puzzles

## Matching Cards



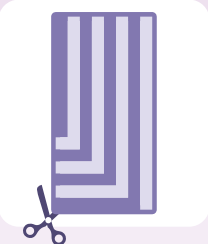
### The Knossos Labyrinth (solution)

The solution is shown in the illustration. You can see the long path (marked with Ariadne's red thread) running from the only enter through all the labyrinth and ending exactly in its middle spot.

Treasure of Classic  
and Modern Puzzles

## Matching Cards

1



x 8

F



## The Knossos Labyrinth (pieces)

To produce the pieces first print them out. Then follow the diagram shown in the left column above - from step 1 to step F (finish).

February 29, 2004

[www.puzzles.com](http://www.puzzles.com)

Puzzle's concept: Copyright © 2004 Serhiy Grabarchuk. All Rights Reserved.  
Copyright © 2004 ThinkFun Inc. All Rights Reserved. [webmaster@ThinkFun.com](mailto:webmaster@ThinkFun.com)  
Permission is granted for personal use only. This puzzle may not be duplicated for personal profit.