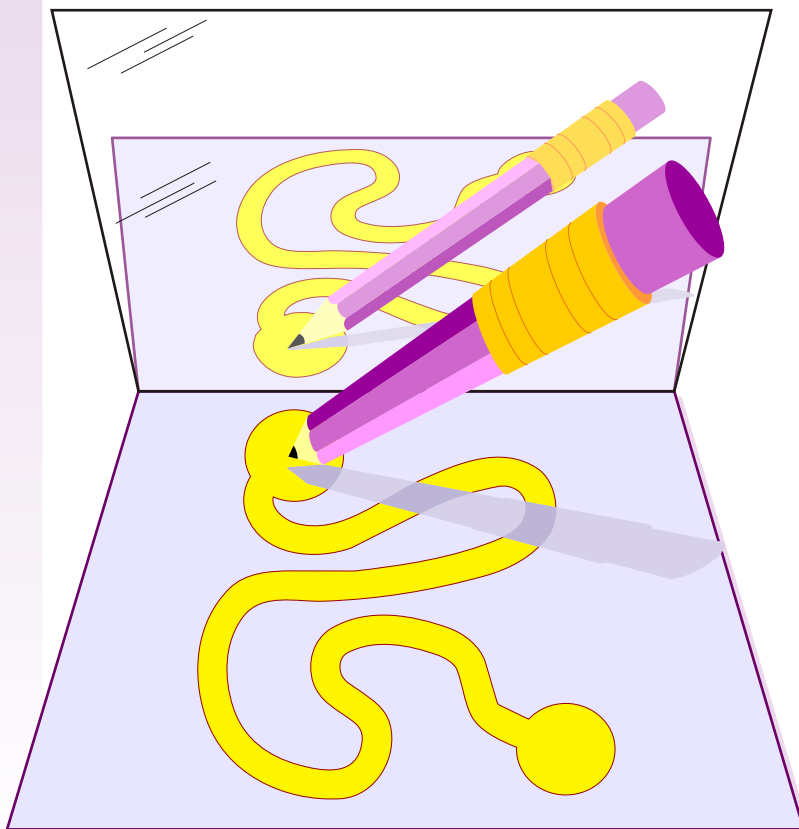


Treasure of Classic  
and Modern Puzzles

## Toys



## Mirror Drawing *after Martin Gardner*

If you want to feel like a child and maybe get closer to his/her problems when he/she tries to make his/her hand and eyes work together then just take this little "drawing test".

Print out the path, or draw a similar path, place it on the table and put a mirror in front of it as shown above.

Take a pencil in your hand and put it at the upper spot. Raise the other hand and hold it over the path in such a way that you cannot see it - you can only see its reflection in the mirror. Look only in the mirror and try to draw a line from the upper spot to the lower spot, but you must not cross the borders.

Do you think it will be easy?

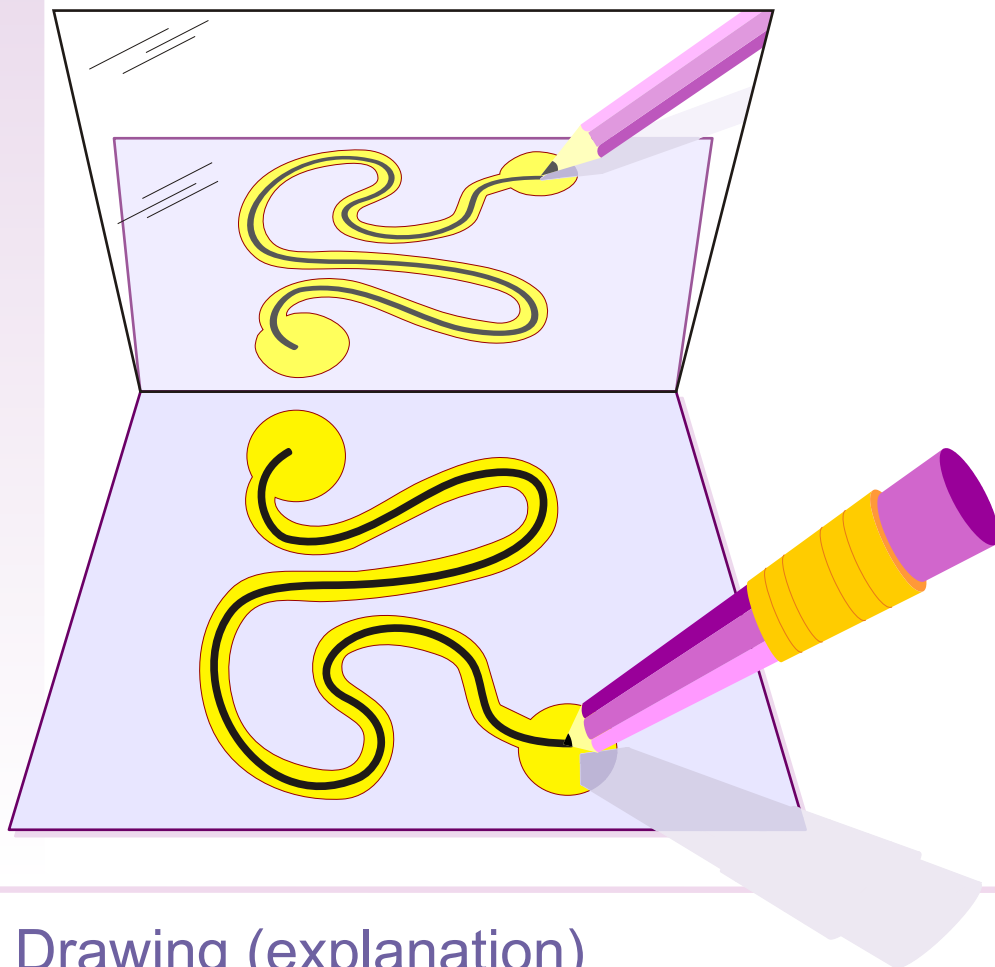
April 28, 2004

[www.puzzles.com](http://www.puzzles.com)

Copyright © 2004 ThinkFun Inc. All Rights Reserved. [webmaster@ThinkFun.com](mailto:webmaster@ThinkFun.com)  
Permission is granted for personal use only. This puzzle may not be duplicated for personal profit.

Treasure of Classic  
and Modern Puzzles

## Toys



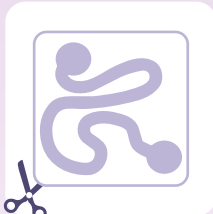
### Mirror Drawing (explanation)

This task is not easy. Our reflexes don't work so well when we see a reversed image and try to draw something in a usual way. The same happens to a child when he/she begins to learn to write or draw pictures.

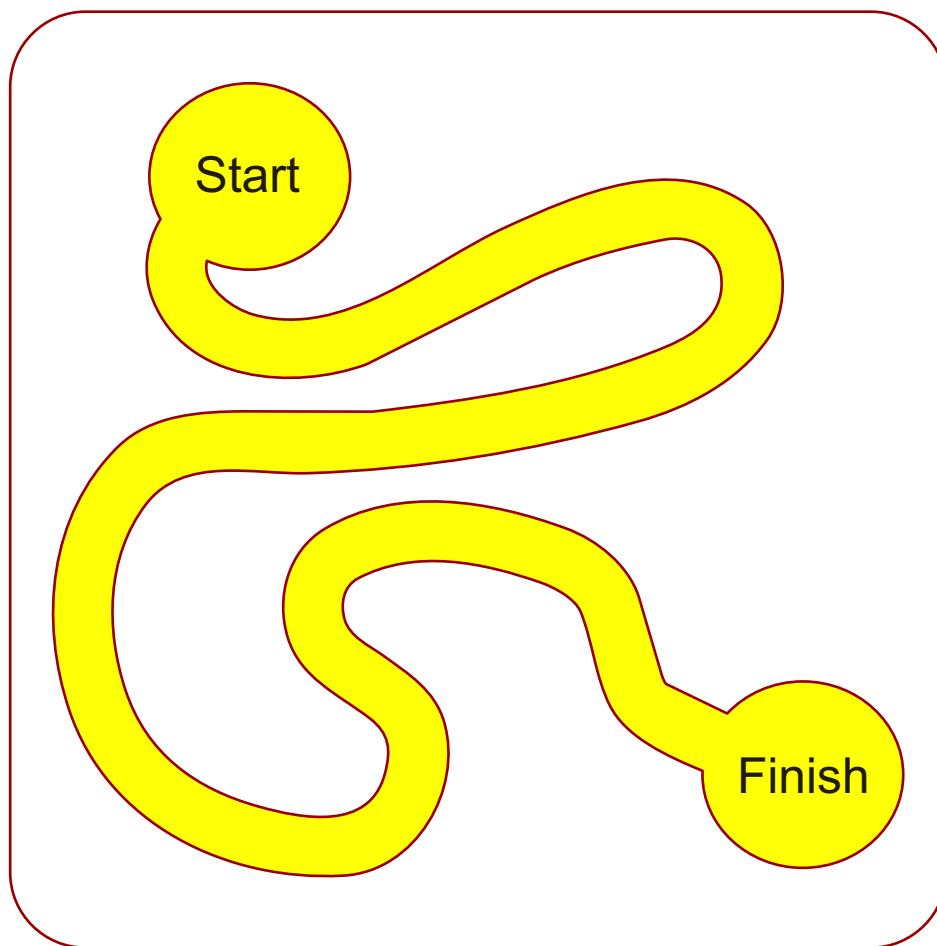
Treasure of Classic  
and Modern Puzzles

## Toys

1



F



### Mirror Drawing (path)

To produce the path first print it out. Then follow the diagram shown in the left column above - from step 1 to step F (finish).