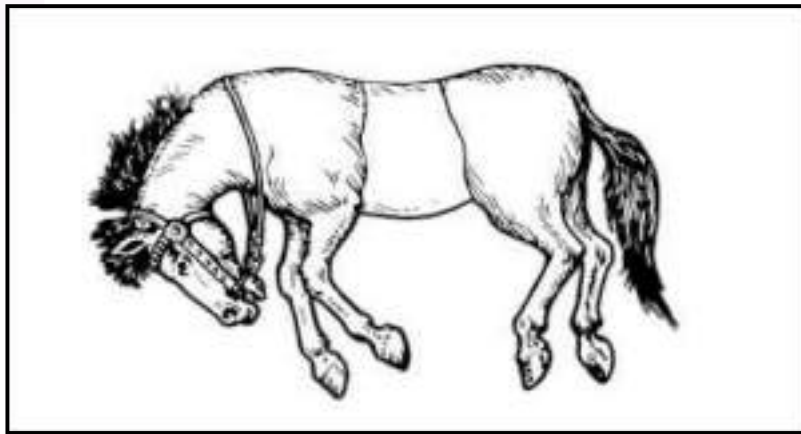
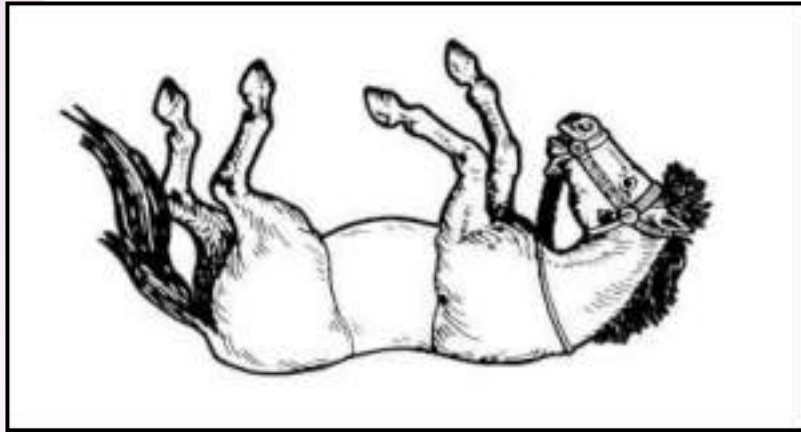
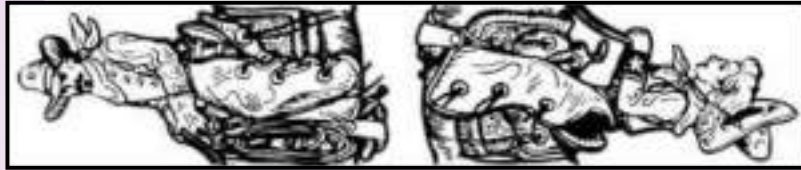


Treasure of Classic
and Modern Puzzles

Matching Cards



Saddle the Horses

Arrange the three cards so that each rider is in his correct riding position on top of each horse.

When you solve the puzzle correctly, you will see a fantastic-crazy-cool-bomb-classic race. So, what are you waitin' for?


July 8, 2004

www.puzzles.com

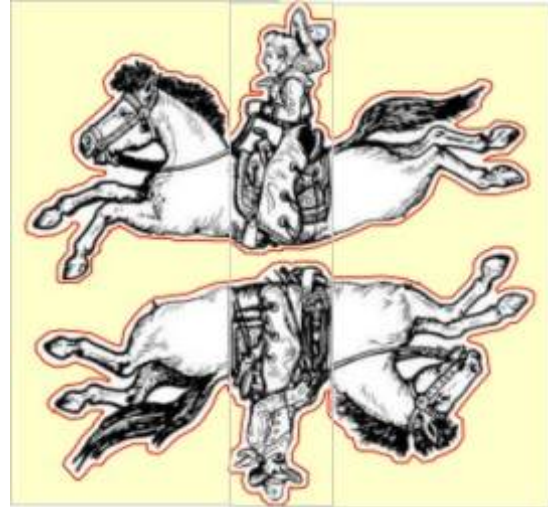
Copyright © 2004 ThinkFun Inc. All Rights Reserved. webmaster@ThinkFun.com
Permission is granted for personal use only. This puzzle may not be duplicated for personal profit.

Treasure of Classic
and Modern Puzzles

Matching Cards



1



2

Saddle the Horses (solution)

Puzzle promoter Sam Loyd invented "Saddle the Horse" in 1872. Loyd sold the concept to P.T. Barnum (of Barnum and Bailey circus fame), who handed out millions of them to circus-goers under the name "P.T. Barnum's Trick Mules."

It has since taken on many variations, from clowns on donkeys to witches on black cats, and has delighted generations of puzzle lovers around the world.

The solution is shown in the figures. Please note that the pieces are shown in their orientation that clearly shows the puzzle's idea. Different parts of the cards now form two new galloping horses. In the right drawing we outlined with the red lines these two new horses with their riders. What a race!

July 8, 2004


www.puzzles.com

Copyright © 2004 ThinkFun Inc. All Rights Reserved. webmaster@ThinkFun.com
Permission is granted for personal use only. This puzzle may not be duplicated for personal profit.

Treasure of Classic
and Modern Puzzles

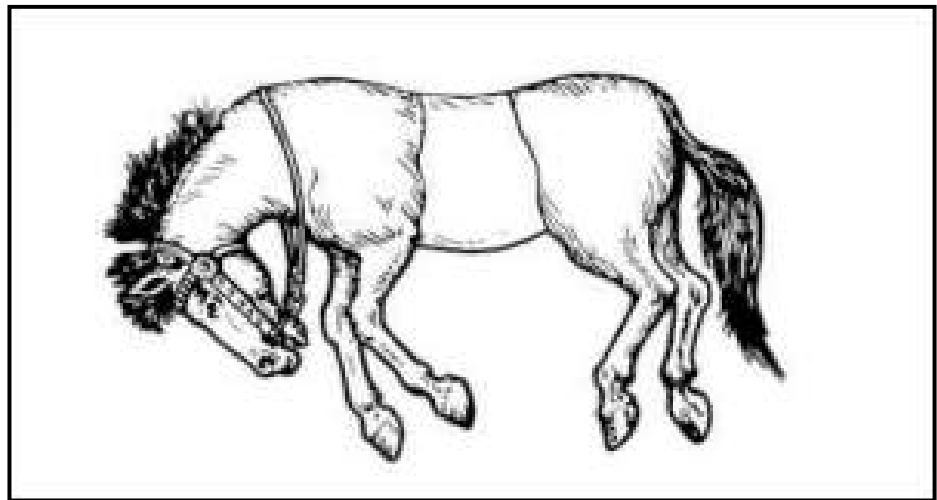
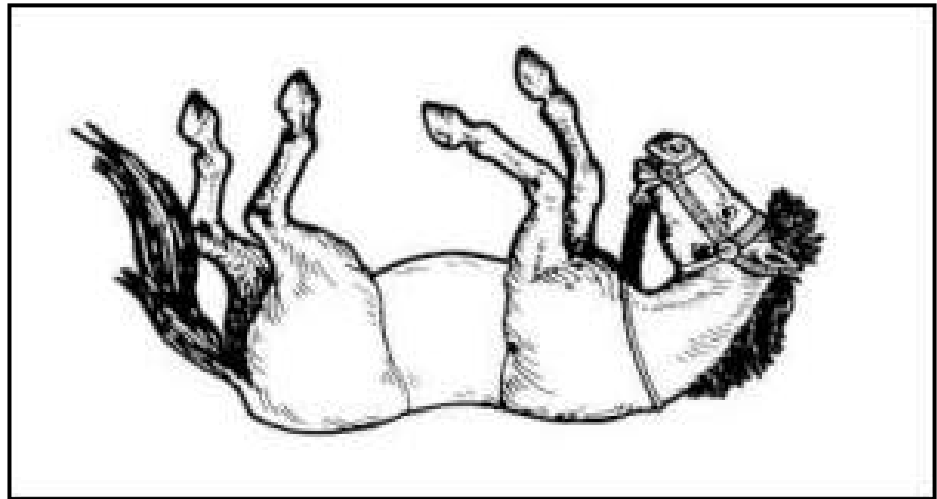


Matching Cards

1



x 3

F



Saddle the Horses (pieces)

To produce the pieces first print them out. Then follow the diagram shown in the left column above - from step 1 to step F (finish).